

ECO EFR III

Slide rail with electromagnetic hold-open device and integrated smoke detector with contamination indicator
for all ECO Newton door closers

■ **Compatible for connection:**

DRM ORS 142, TDS 247

■ **Controlled via:**

Integrated smoke detector with power supply unit and automatic calibration to avoid false alarms. Connection: 230 V AC, IP 10, protection rating I

■ **Area of application:**

-15 to +45 °C, relative humidity max. 95%

■ **Electromagnetic hold-open device:**

Adjustable holding force (DIBt recommendation, **DIN 18040** and **DIN EN 12217**: max. 80 N.)

Adjustable hold-open angle from 80° to 130°

■ **Delivery:**

without lever arm, this is part of the door closer

■ **Installation of the system:**

Only on the hinge side

■ **Slide rail:**

tested acc. to **EN 1155** and approved by DIBt

Slide rail ECO EFR III

| DIN L | Colour | Art. no. |
|--------------------|----------------------|------------|
| ECO EFR III (Si) | Silver RAL 9006 | 5030052210 |
| ECO EFR III (W) | White RAL 9016 | 5030052212 |
| ECO EFR III (S) | Black RAL 9005 | On request |
| ECO EFR III (ER M) | Matt stainless steel | 5030052214 |

| DIN R | Colour | Art. no. |
|--------------------|----------------------|------------|
| ECO EFR III (Si) | Silver RAL 9006 | 5030052211 |
| ECO EFR III (W) | White RAL 9016 | 5030052213 |
| ECO EFR III (S) | Black RAL 9005 | On request |
| ECO EFR III (ER M) | Matt stainless steel | 5030052215 |

Note!

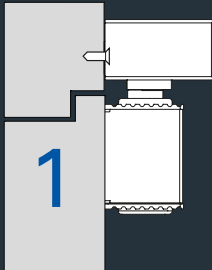
The max. opening angle of the leaves must be limited by using suitable floor-mounted door stops. When used in schools, barracks and stadiums, as well as in areas prone to vandalism, we recommend the use of holding magnets.

Please order the corresponding accessory for the different mounting versions



ECO mounting versions – hinge side

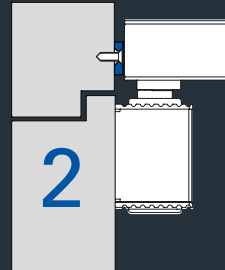
Direct installation



Direct installation is the standard mounting type for ECO. The slide rail is mounted directly on the frame. The ECO fixing holes must be prepared for this purpose.

A paper drilling template is included in all packaging. In addition, a metal drilling template or corresponding drilling dimensions are also available as a PDF or DXF file (www.eco-schulte.de).

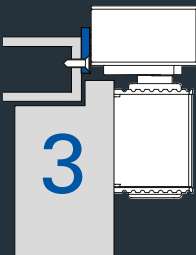
Installation with standard profile (ADP)



Installation with standard profile (ADP 20) is used if the frame has already been prepared with the mounting hole dimension 120/428.5 mm, e.g. for steel frames or for replacement/retrofitting.

The standard profile is mounted directly on the frame and adapts the ECO drilling dimension to this pre-prepared dimension. It can be ordered separately as an accessory.

Installation with adaption profile (ADP 30)



The adaption profile (ADP 30) is used if the frame construction does not allow stable fixing of the slide rail, e.g. for steel frames with rebated doors.

The adaption profile is mounted directly on the frame. The slide rail can now be mounted stably on this ADP.

It can be ordered separately as an accessory.

The drilling dimensions for the adaption profile are included on the enclosed paper drilling template. In addition, a metal drilling template or corresponding drilling dimensions are also available as a PDF or DXF file (www.eco-schulte.de).

ECO Schulte GmbH & Co. KG

Iserlohner Landstraße 89

D-58706 Menden

Telephone +49 2373 9276 - 0

Telefax +49 2373 9276 - 40

info@eco-schulte.de

www.eco-schulte.de

Our compendium represents a compilation of all products from our range of services. These are subject to different delivery classes. Special variants included are often manufactured to customer specifications and sometimes require longer delivery times and minimum purchase quantities. Further advise can be given by your contact person.

■ SYSTEM TECHNOLOGY FOR THE DOOR

